



NELSON'S JOURNEY PURPLE PICNIC MONTH CLASSROOM RESOURCES



A selection of
resources for
teachers to use in
the classroom
during purple
picnic month.



Welcome to Purple Picnic Month

We are super excited for you to join us in our annual Purple Picnic event.




To make things easier for you, we have put together a pack of fun resources to use in the lead up to your picnic or on the day itself.

With something for all ages and abilities, we hope this will help to make your participation in our event easy and fun.




Simply print whichever resources are most useful to your students and get everyone involved in this wonderful event - all while making a difference to bereaved children in Norfolk.

Purple Picnic worksheet




1. Draw 3 different pieces of fruit that you would like in your picnic basket.



2. Draw 3 different activities that you would like to do at your picnic.










3. Draw 3 different items you need in your basket to have a great picnic.



What's your Favourite type of Sandwich?

Let's Vote!

		Tally	
Cheese			
Jam			
Ham			
Fish			
Salad			
Egg			

Purple Picnic Word Puzzle

A	X	D	P	I	C	N	I	C	R	F	C	Y	D	O
Z	M	H	Q	I	B	C	S	Y	C	H	T	A	T	K
O	Y	S	K	H	L	F	O	D	A	B	P	L	B	F
B	B	F	M	L	A	U	Q	I	N	N	R	P	E	I
Q	A	A	V	X	N	P	R	P	E	I	P	W	J	
O	J	S	A	J	K	N	U	F	M	U	I	O	Z	H
W	B	C	K	B	E	R	K	M	M	F	W	R	S	G
R	U	I	A	E	T	K	U	L	V	J	A	P	F	V
Y	J	O	X	K	T	S	E	E	E	D	X	Y	C	O
U	Q	I	V	K	E	D	U	G	W	P	X	Y	J	Q
D	I	F	Y	Q	T	A	U	V	G	O	L	L	S	Q
O	Z	B	L	O	J	S	E	K	F	S	Z	E	V	U
I	S	U	Y	X	G	R	R	G	F	W	F	Q	I	N
X	F	A	Q	J	O	I	J	C	H	Q	Z	W	V	R
S	A	N	D	W	I	C	H	H	S	M	D	F	O	Q

basket

chair

picnic

summer

blanket

friends

play

cake

fun

sandwich

Staying safe in the Sun

Match the pictures to the words

1. Stay in the shade when possible

Keep in the middle of the day when the sun is at its strongest. Use a parasol or a play tent to provide some shade.



2. Use sun cream

Make sure any exposed skin is covered in sun cream - use plenty, and don't forget their shoulders, the back of their neck, the tops of the ears, nose and cheeks and the tops of their feet.



3. Always wear a sunhat

It's a good idea to wear a floppy sunhat that protects the face and neck whenever out in the sun.



4. Drink lots of water

Have access to water throughout the day, especially in warm weather. Drink regularly - particularly when running around.




Purple Picnic Nature trail

While outside enjoying your picnic, which of the following things can you see?




How many can you find?

DESIGN YOUR PERFECT SANDWICH



Let's design the
perfect Picnic
Sandwich!

Make it as healthy
and colourful as
possible!



WHAT WOULD YOU BRING TO YOUR PICNIC BASKET?



TEDDY BEAR'S PICNIC

