



bringing back smiles to bereaved children

# RUDOLPH RUN

## 2025

### CLASSROOM RESOURCES



A selection of  
resources for  
teachers to use in  
the classroom

# Rudolph Run 2025

We are super excited for you to take part in this year's Rudolph Run.

To make things easier for you, we have put together a pack of fun resources to use in the lead up to your event or on the day itself.

With something for all ages and abilities, we hope this will help to make your participation in our event easy and fun.

Simply print whichever resources are most useful to your students and get everyone involved in this wonderful event - all while making a difference to bereaved children in Norfolk.



Name \_\_\_\_\_

Nelson's Journey relies on local fundraisers. Their brilliant efforts allow the charity to continue and grow the support available for Norfolk's bereaved children and young people. Thank you for your donation!

If you pay UK tax\* and tick the Gift Aid box the government will give us 25% on top of your donation. It won't cost you a penny! Remember to put your full name and home address and tick below so we can claim Gift Aid.

(First name & surname)

Only needed if you are Gift Aiding your donation. Don't give your work address if you are Gift Aiding your donation.

## Postcode

Date paid

This event has kindly been Sponsored by

**Privacy notice:** The information that you provide on this form will be passed to Nelson's Journey and used for processing and administration of donations; and it may be shared with HMRC for the purpose of managing and reporting Gift Aid payments. Your details will not be used for any other purposes, or passed on to any other organisations.

**\*Gift Aid Information for Sponsors:**

You will need to have paid UK Income/ or Capital Gains Tax this year at least equal to the 25% charities or Community Amateur Sports Clubs (CASCs), will claim on your donations. Council tax and VAT do not count for Gift Aid purposes.

Total raised:

# Make your own antlers for the Nelson's Journey Rudolph Run

## REINDEER CRAFT

### INSTRUCTIONS

- Cut 2 long strips of paper and stick them together to make the headband.
- On another piece of paper, draw around your hands then cut them out.
- Decorate hand prints and headband.
- Wrap the headband around head and hold it. Remove it from the child's head. Trim off the excess. Glue together
- Attach the hand prints with a glue stick
- The antlers may need support with a lolly stick or straw





Name:

Date:



# CHRISTMAS WORD SEARCH

Circle words in the puzzle below

S	A	N	T	A	S	P	C	R
T	R	E	E	S	T	R	O	U
O	I	T	N	L	A	E	O	D
C	R	O	F	E	R	S	K	O
K	A	Y	O	I	W	E	I	L
I	F	S	M	G	I	N	E	P
N	F	Y	C	H	E	T	S	H
G	E	L	V	E	S	N	O	W
O	R	N	A	M	E	N	T	W

SANTA	STOCKING	SNOW	TOYS
ELVES	TREE	COOKIES	ORNAMENT
RUDOLPH	STAR	PRESENT	SLEIGH

# Count the Christmas Objects

How many Christmas objects are there? Count and write.



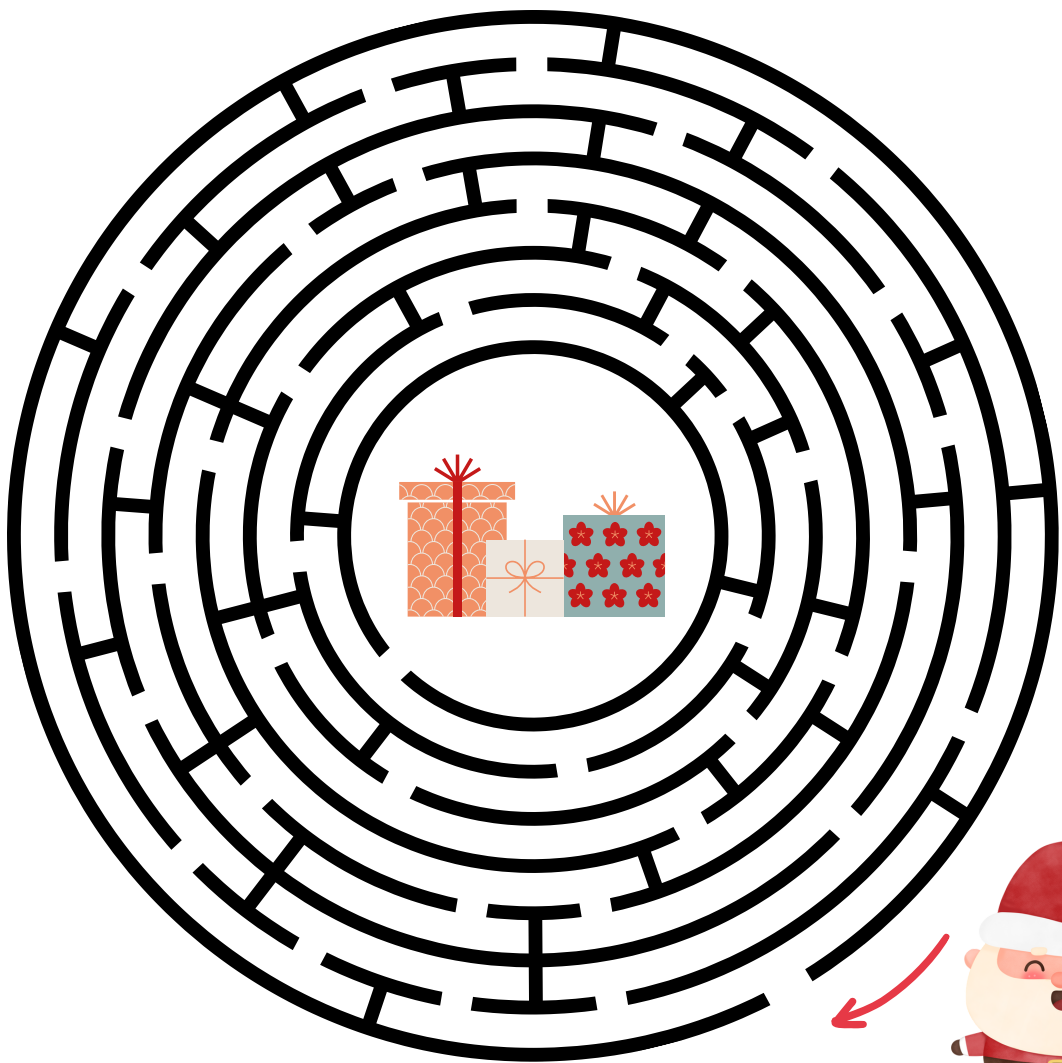
# Find the Differences - Christmas

Can you find 5 differences in these two pictures?



# CHRISTMAS MAZE


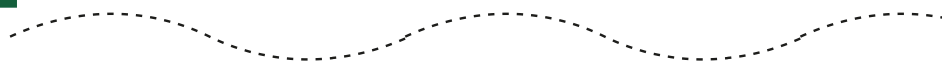
Help Santa to find the way through  
to the gifts.



Start here

# Christmas Tracing

Place the Christmas presents under the trees.





# DEAR SANTA!

My name is \_\_\_\_\_

I am \_\_\_\_\_ years old

I live in \_\_\_\_\_

This year I have been: ☐ **GOOD** ☐ **VERY GOOD**

For Christmas this year I would like to have:

1. \_\_\_\_\_
2. \_\_\_\_\_
3. \_\_\_\_\_
4. \_\_\_\_\_
5. \_\_\_\_\_

**THANK YOU,  
SANTA!**




**MERRY  
CHRISTMAS!**




# Design a Christmas Jumper

Time to get creative and design a fun and festive jumper.



# Colour me in





CONGRATULATIONS!

This is to certify that

---



Has completed the 2025 RUDOLPH RUN

Thank you for your support!

**Nelson's  
Journey**  
bringing back smiles to bereaved children

SIGNED: *Rudolph*



CONGRATULATIONS!

This is to certify that

---



Has completed the 2025 RUDOLPH RUN

Thank you for your support!

**Nelson's  
Journey**  
bringing back smiles to bereaved children

SIGNED: *Rudolph*

